

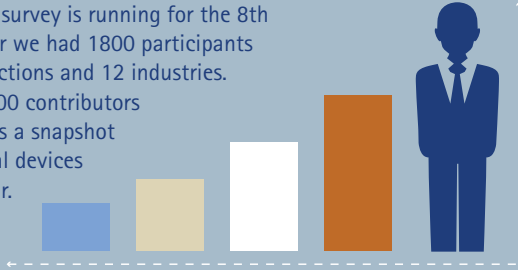
MEDICAL DEVICES

Salary & Job Satisfaction survey

2014 THE STORY SO FAR...

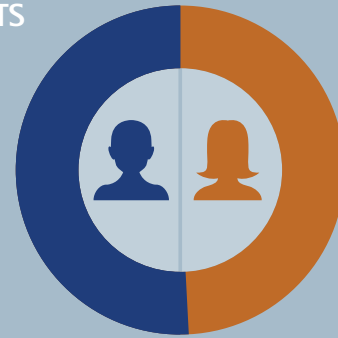
HISTORY

On Q's salary survey is running for the 8th year. Last year we had 1800 participants across 11 functions and 12 industries. With over 1000 contributors to date, this is a snapshot of the medical devices industry so far.



PARTICIPANTS

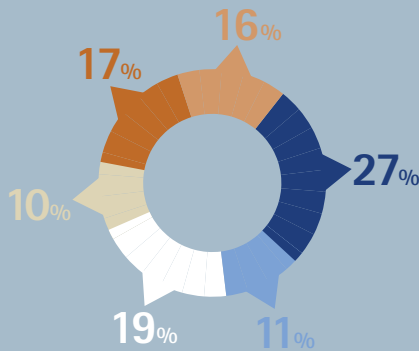
51%
Male



49%
Female


COMPANY SIZE – NO OF EMPLOYEES

- <50
- 51-100
- 101-250
- 251-500
- 501-1000
- 1001 +



JOB SATISFACTION FACTOR

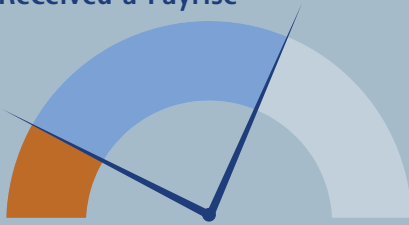
60%



PAYRISE AND BONUS

61% Received a Payrise

But only 14% received a Bonus




JOB SECURITY

81%
Feel secure

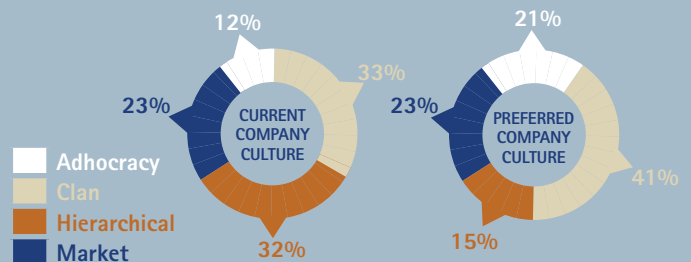


LIKELIHOOD TO CHANGE JOBS

34%



COMPANY CULTURE



MOST COMPELLING REASON TO LEAVE

19%

Inadequate salary & benefits



STRESS FACTOR

71%
Stressed in their role

