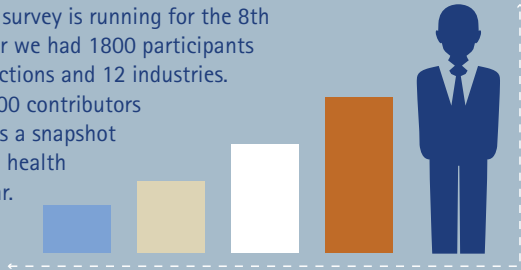


# ANIMAL HEALTH

## Salary & Job Satisfaction survey 2014 THE STORY SO FAR...

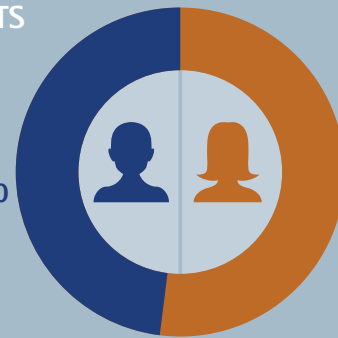
### HISTORY

On Q's salary survey is running for the 8th year. Last year we had 1800 participants across 11 functions and 12 industries. With over 1000 contributors to date, this is a snapshot of the animal health industry so far.



### PARTICIPANTS

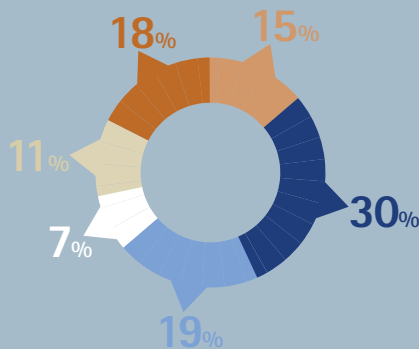
48%  
Male



52%  
Female


### COMPANY SIZE – NO OF EMPLOYEES

- <50
- 51-100
- 101-250
- 251-500
- 501-1000
- 1001 +



### JOB SATISFACTION FACTOR

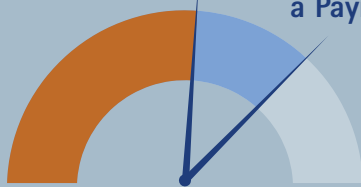
74%



### PAYRISE AND BONUS

52% Received a Bonus

74%  
Received a Payrise



### JOB SECURITY

85%  
Feel secure

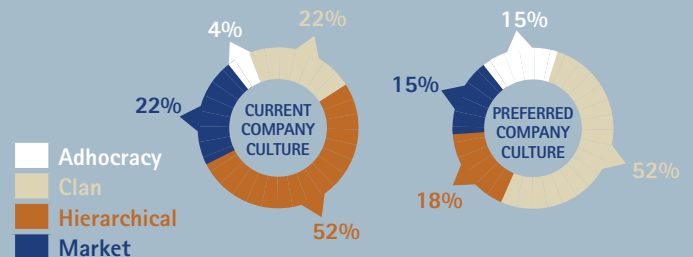


### LIKELIHOOD TO CHANGE JOBS

30%



### COMPANY CULTURE



### MOST COMPELLING REASON TO LEAVE

15%  
Career change  
within Industry



### STRESS FACTOR

52%  
Stressed in their role

